

MATLAB Installation Instructions For Windows:

1. Begin by going to this link: <https://www.mathworks.com/academia/tah-portal/university-of-virginia-40704757.html>
2. Click the “Sign in to get started” button.

University of Virginia

Get Software | Learn MATLAB | Teach with MATLAB | What's New

MATLAB Access and Support for Everyone at
University of Virginia

MATLAB and Simulink are

- used in 100,000+ companies from market leaders to startups
- referenced in 4 million+ research citations

Where will MATLAB and Simulink take you?

Get MATLAB and Simulink

[See list of available products](#)

Desktop. Online. Mobile.

Free through your school's license.

Sign in to get started

We will not sell or rent your personal contact information. See our [privacy policy](#) for details.

3. Sign in with your computing ID and password, and Duo Mobile 2 factor authentication (if needed).

NetBadge

Your first authentication step when logging in to UVA systems

Option 1:

Log in with your Digital Certificate.

A digital ID card that resides on your computer. [Get one now!](#)

Log In

Option 2:

Log in with your UVA computing ID and password.

UVA computing ID

Password

[Forgot your password or computing ID?](#)

Log In

4. You should be automatically redirected to the webpage below. You will need to create a MathWorks account on this page in order to download MATLAB. Fill in the appropriate information and click Create.

To finish creating your profile, provide the following information:

First Name	<input type="text"/>
	<div>Missing required information</div>
Last Name	<input type="text"/>
	<div>Missing required information</div>
Location	<input type="text" value="Select one..."/>
Department	<input type="text" value="Select one..."/>
What describes your role?	<input type="text" value="Select one..."/>

☐ I accept the [Online Services Agreement](#)

Create

We will not sell or rent your personal contact information.
See our [privacy policy](#) for details.

5. You might get this error after pressing Create. Your account was still created so you can ignore this error.



This site can't be reached

Check if there is a typo in [www.mathworks.comnull](#).

If spelling is correct, [try running Windows Network Diagnostics](#).

DNS_PROBE_FINISHED_NXDOMAIN

Reload

6. Now go back to this link again and click the “Sign in to get started” button:
<https://www.mathworks.com/academia/tah-portal/university-of-virginia-40704757.html>

University of Virginia

Get Software | Learn MATLAB | Teach with MATLAB | What's New

MATLAB Access and Support for Everyone at
University of Virginia

MATLAB and Simulink are

- used in 100,000+ companies from market leaders to startups
- referenced in 4 million+ research citations

Where will MATLAB and Simulink take you?

Get MATLAB and Simulink

[See list of available products](#)

Desktop. Online. Mobile.




Free through your school's license.

Sign in to get started


We will not sell or rent your personal contact information. See our [privacy policy](#) for details.

7. Sign in again with your computing ID and password. After you sign in, you should automatically be directed to the webpage below. Click the download button as indicated by the blue arrow.

My Software

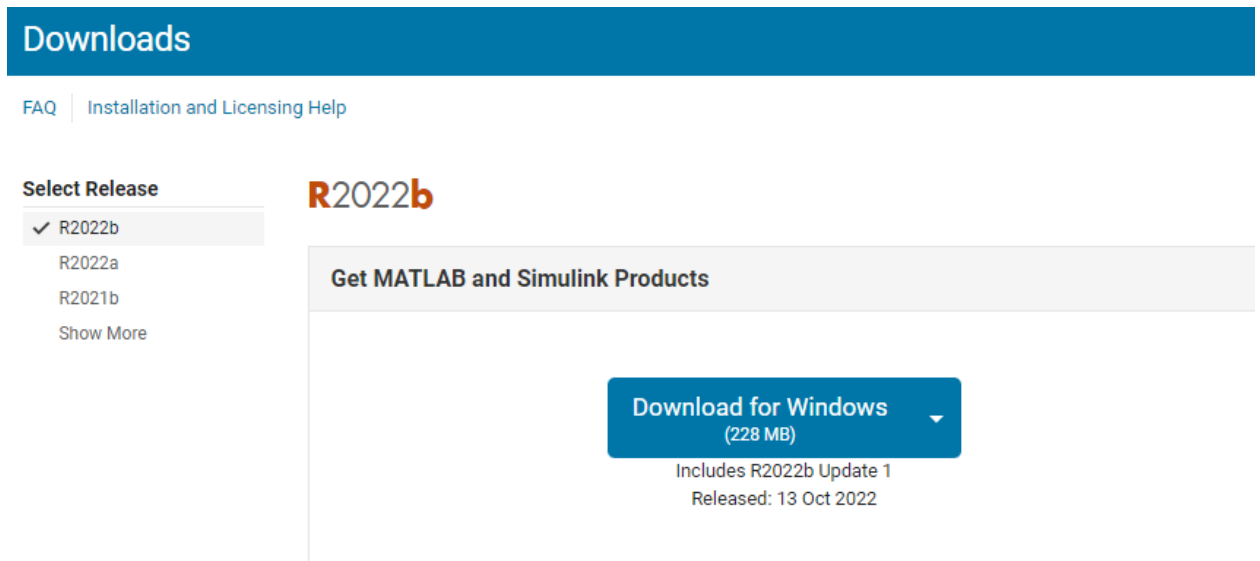
License	Label	Option	Use	
40704757	MATLAB (individual)	Total Headcount	Academic	  

 [Link an additional license](#)

 [Get a trial](#)

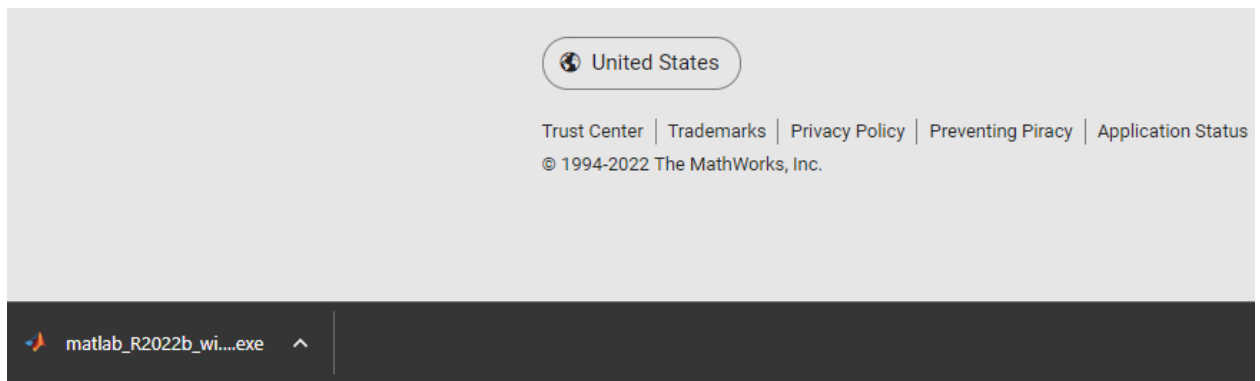


8. You should again be automatically directed to another webpage. Click the “Download for Windows” Button.



The image shows the MATLAB Downloads page for R2022b. At the top is a blue header with the word "Downloads". Below it are links for "FAQ" and "Installation and Licensing Help". On the left, under "Select Release", there is a list with "R2022b" selected, followed by "R2022a", "R2021b", and a "Show More" link. To the right of this list is the "R2022b" logo. Further right, under the heading "Get MATLAB and Simulink Products", there is a large blue button that says "Download for Windows (228 MB)". Below the button, it states "Includes R2022b Update 1" and "Released: 13 Oct 2022".

9. Click on the file “matlab_R2022b_wi...exe” (or something similarly named to this) that should appear at the bottom of your browser after being redirected to begin running the MATLAB installation program.



The image shows the footer of the MATLAB download page and a browser taskbar. The footer area is light gray and contains a "United States" button with a globe icon. Below this are links for "Trust Center", "Trademarks", "Privacy Policy", "Preventing Piracy", and "Application Status". At the bottom of the footer is the copyright notice "© 1994-2022 The MathWorks, Inc.". Below the footer is a dark gray browser taskbar. It shows a file icon, the text "matlab_R2022b_wi...exe", and an upward arrow icon.

10. Enter your UVA email address when prompted and click Next.



Email

No account? [Create one!](#)

By signing in, you agree to our [privacy policy](#).

Next

11. Sign in with your computing ID and password when prompted.

Option 1:

Log in with your **Digital Certificate**.

Log In

Option 2:


UVA computing ID

Password

[Forgot your password or computing ID?](#)

Log In

12. Accept the terms of the license agreement if prompted and click Next (your computer might not prompt you with this message and instead take you directly to Step 13. If so, just proceed on from there).

**R2022b**

Advanced Options ▾ ?

The MathWorks, Inc. Software License Agreement

IMPORTANT NOTICE

THIS IS THE SOFTWARE LICENSE AGREEMENT (THE "AGREEMENT") OF THE MATHWORKS, INC. ("MATHWORKS") FOR THE PROGRAMS. THE PROGRAMS ARE LICENSED, NOT SOLD. READ THE TERMS AND CONDITIONS OF THIS AGREEMENT CAREFULLY BEFORE COPYING, INSTALLING, OR USING THE PROGRAMS. FOR INFORMATION ABOUT YOUR LICENSE OFFERING, CONSULT THE PROGRAM OFFERING GUIDE PRESENTED AFTER THE AGREEMENT.

THE AGREEMENT REPRESENTS THE ENTIRE AGREEMENT BETWEEN YOU (THE "LICENSEE") AND MATHWORKS CONCERNING YOUR RIGHTS TO INSTALL AND USE THE PROGRAMS UNDER THE LICENSE OFFERING YOU ACQUIRE.

YOU MUST ACCEPT THE TERMS OF THIS AGREEMENT TO COPY, INSTALL, OR USE THE PROGRAMS. IF YOU DO NOT ACCEPT THE LICENSE TERMS, THEN YOU MUST IMMEDIATELY STOP USING THE PROGRAMS.

IF YOU TERMINATE THIS LICENSE FOR ANY REASON WITHIN THIRTY (30) DAYS OF PROGRAM DELIVERY (THE "ACCEPTANCE PERIOD") YOU WILL RECEIVE A FULL REFUND FROM THE AUTHORIZED DISTRIBUTOR FROM WHOM YOU ACQUIRED THE PROGRAMS, OR FROM MATHWORKS IF YOU ACQUIRED THE PROGRAMS DIRECTLY.

Do you accept the terms of the license agreement? ☒ Yes ☐ No

Next

Cancel

Copyrights, Trademarks, and Patents

MATLAB and Simulink are registered trademarks of The MathWorks, Inc. Please see [mathworks.com/trademarks](https://www.mathworks.com/trademarks) for a list of additional trademarks. Other product or brand names may be trademarks or registered trademarks of their respective holders. MathWorks products are protected by patents (see [mathworks.com/patents](https://www.mathworks.com/patents)) and copyright laws. Any unauthorized use, reproduction, or distribution may result in civil and criminal penalties.

13. You should have an academic MATLAB license already selected. Click Next.

LICENSING

DESTINATION

PRODUCTS


OPTIONS

CONFIRMATION

Select license

☒ Licenses:

License	Label	License Use and Option
40704757	MATLAB (individual)	Academic - Total Headcount

☐ Enter Activation Key: 

Next

14. Click Next again on the next 2 pages – “Confirm User” and “Select Destination Folder”.

15. MATLAB should already be selected. In addition to this, **you need to scroll down and select Global Optimization Toolbox, Optimization Toolbox, Parallel Computing Toolbox, Signal Processing Toolbox, and Statistics and Machine Learning Toolbox. You MUST have these installed, or the programs used during class will not work for you. Click Next after selecting the 5 needed toolboxes.**



Select products (recommended products are preselected)

<input type="checkbox"/>	Select All
<input checked="" type="checkbox"/>	MATLAB
<input type="checkbox"/>	Simulink
<input type="checkbox"/>	5G Toolbox
<input type="checkbox"/>	Aerospace Blockset
<input type="checkbox"/>	Aerospace Toolbox
<input type="checkbox"/>	Antenna Toolbox
<input type="checkbox"/>	Audio Toolbox
<input type="checkbox"/>	Automated Driving Toolbox
<input type="checkbox"/>	AUTOSAR Blockset
<input type="checkbox"/>	Bioinformatics Toolbox
<input type="checkbox"/>	Bluetooth Toolbox

Next

16. Select whichever options you prefer and click Next.




Select options

- ☒ Add shortcut to desktop
- ☒ Improve MATLAB by sending user experience information to MathWorks
- [Learn More](#)

Next

17. Click “Begin Install” on the next page.



A horizontal progress bar with five steps: LICENSING, DESTINATION, PRODUCTS, OPTIONS, and CONFIRMATION. Each step has a blue checkmark icon below it, indicating that all steps have been completed.

Confirm selections

LICENSING
40704757 - MATLAB (individual)
Windows User Name: robbie


DESTINATION
C:\Program Files\MATLAB\R2022b

PRODUCTS
1 of 110 products
4.16 GB required

[Begin Install](#)

18. Wait for the MATLAB installation to finish and then click close.

Installation Complete



A blue rectangular button with the text "Close" in white.

19. Congratulations, you have installed MATLAB! Enjoy the MATLAB coding experience.

